


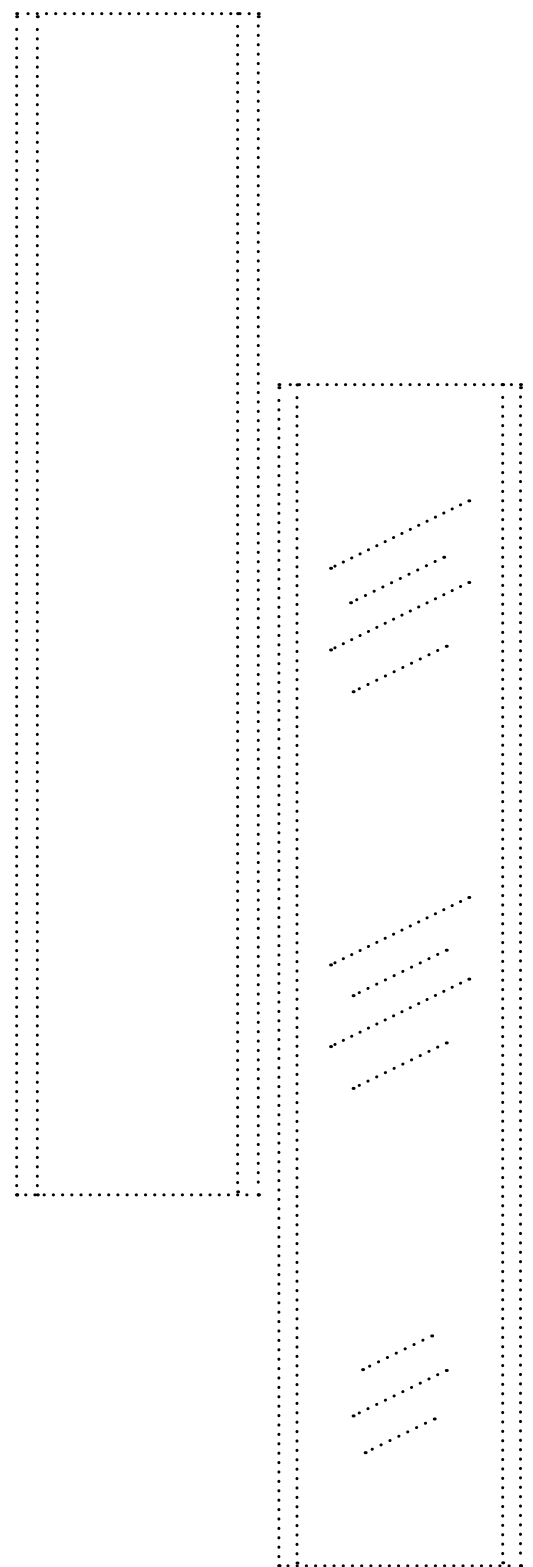
QC  
QUINTESSENZA  
— CERAMICHE —




QUINTESSENZA CERAMICHE S.r.l.

Via Ghiarola Nuova, 140  
41042 Fiorano (MO) Italia  
tel.+39 0536 91 01 31  
info@quintessenzaceramiche.it  
www.quintessenzaceramiche.it

TINTE  
MATT - LUCIDO



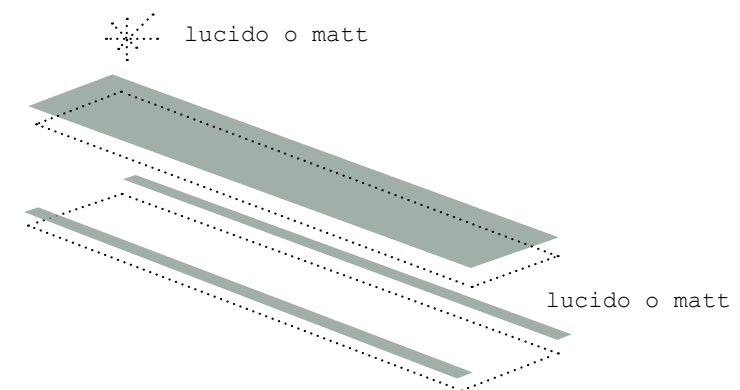


## Tales of inspiration

Per raccontare la collezione Tinte abbiamo scelto la Riviera della Romagna in un racconto che si ispira agli orizzonti di Luigi Ghirri ed evoca i suoni di una terra accogliente, colorata, complessa.

To describe the Tinte collection we have chosen a story set in the Romagna Riviera that, inspired by Luigi Ghirri's horizons, evokes the sounds of a bright, complex and inviting landscape.

Pour raconter la collection Tinte, nous avons choisi la Côte de la Riviera Romagnole dans une description qui s'inspire des horizons de Luigi Ghirri et évoque les sons d'une terre accueillante, colorée et riche.



TINTE




Linee, spessori, materie, colori.  
Elementi capaci di definire allo  
stesso tempo spazi fisici e interiori,  
disegnando stati d'animo, del corpo  
e della mente.

Contrasti che danno vita a un mondo  
leggero e al tempo stesso ricco e  
profondo. Tradizione che si fonde con  
la contemporaneità. Ritmo e musica.

Lines, thicknesses, materials and  
colours. These are the elements that  
simultaneously define physical and  
interior space by designing states  
of body, mind and soul.

Contrasts that create a world that  
is light, but also rich and deep.  
Tradition fused with contemporary  
style. Rhythm and music.



Lignes, épaisseurs, matières,  
couleurs. Ce sont des éléments  
capables de définir en même  
temps des espaces physiques et  
intérieurs, en dessinant des états  
d'âmes, du corps et de l'esprit.

Des contrastes qui donnent vie à  
un monde léger et en même temps  
riche et profond. Une tradition qui  
se fonde avec le contemporain.  
Rythme et musique.








## Couleur et Matière

C'est la couleur, modulée sur différentes tonalités et degrés d'intensité qui anime cette collection de revêtement mural en pâte blanche. 12 nuances, du blanc au noir, en passant par le jaune ocre, le rose antique, le papier de sucre, le métallisé et un nouveau bleu : profond, sophistiqué, ultra-contemporain.

Le côté long du listel se caractérise par un léger biseau et un intense point d'accumulation de pigment, qui ensemble donne élan à ce revêtement, alors que la surface brillante ou mat en augmente les possibilités expressives et d'innombrables applications, représentant une constante invitation à regarder et à toucher.



Rivestimento in pasta bianca  
White body wall tiles

5X25CM   
2"X10"

9MM 

Stonalizzato  
Shade variation

## Colore e materia

È il colore, modulato su diversi toni e gradi di intensità la cifra stilistica del rivestimento in pasta bianca Tinte. 12 nuance, dal bianco al nero, passando per il giallo ocre, il rosa antico, la carta da zucchero, il metallizzato e il nuovo Blu: profondo, sofisticato, ultra-contemporaneo.

Il lato lungo del listello si caratterizza per il morbido bisello e per l'accumulo di pigmento, che insieme danno slancio a questo rivestimento mentre le superfici, lucide o matt ne aumentano le possibilità espressive e applicative e rappresentano un costante invito, da guardare e da toccare.

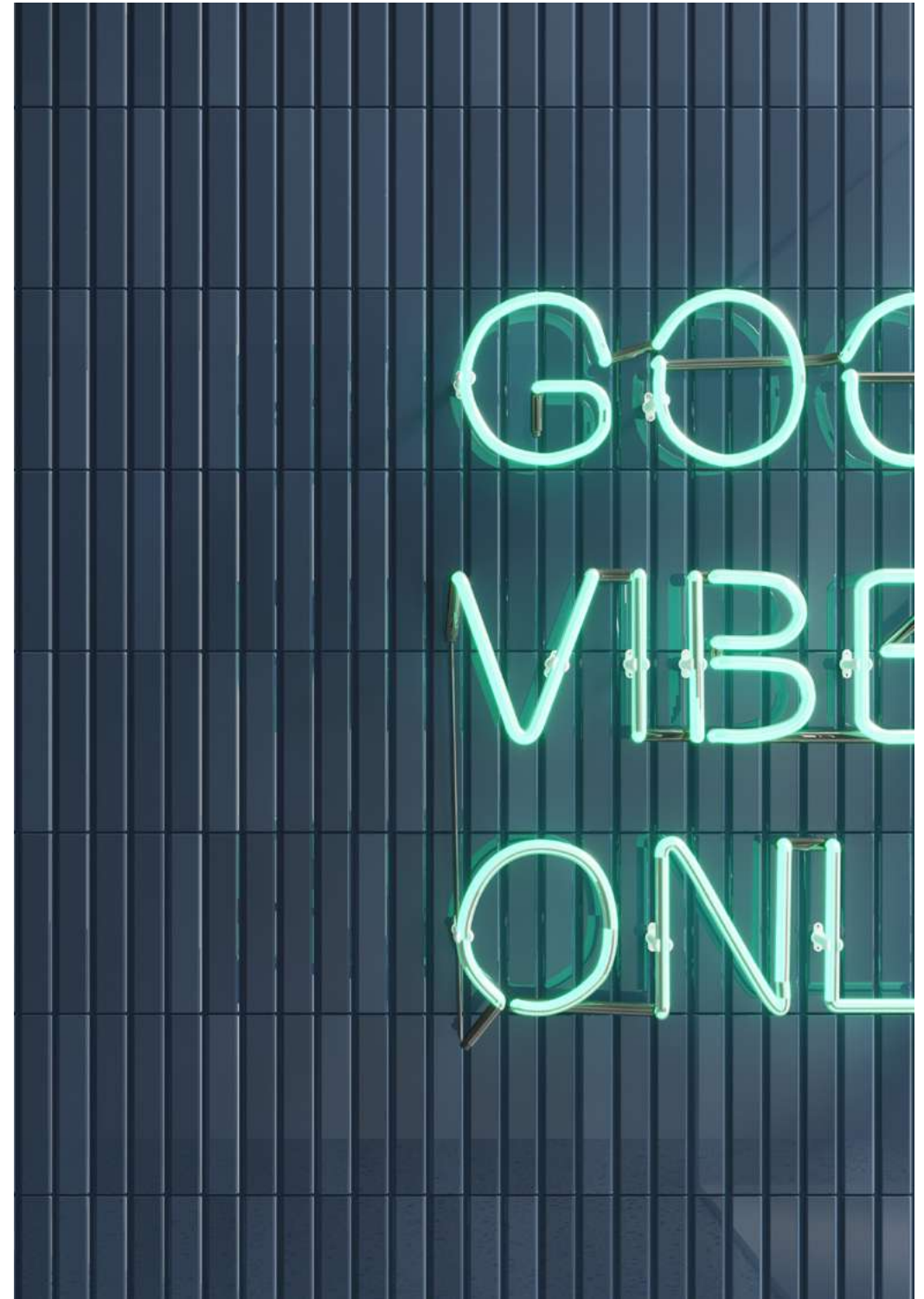
## Colour and matter

Colour, modulated in a series of different shades and degrees of intensity is the style driver in this Tinte white body wall tile collection. 12 shades, ranging from white to black and passing through yellow ochre, antique pink, sugar paper blue, metallic and the new Blue: deep, sophisticated and ultra-contemporary.

The long side of the strip tile stands out for its gentle chamfer and pigment concentration, both of which give this wall tile a dynamic energy while the matt or gloss surfaces increase its expressiveness and application options as well as offering a constant invitation to be looked at and touched.



tinte blu lucido, grigio medio lucido, carta da zucchero lucido



tinte blu lucido






tinte blu lucido, grigio medio lucido, carta da zucchero lucido, confetti bianco.petrolio





tinte grigio chiaro matt, logica segmenti bianco



tinte grigio chiaro matt, logica segmenti bianco






tinte fango lucido, fango matt, confetti bianco.beige



tinte fango lucido, fango matt



tinte acquamarina lucido, acquamarina matt



tinte acquamarina lucido, acquamarina matt, pigmento nero





tinte carta da zucchero matt, carta da zucchero lucido



tinte carta da zucchero matt, carta da zucchero lucido, nero matt, nero lucido  
confetti bianco.petrolio



tinte grigio medio lucido, grigio medio matt




tinte grigio medio lucido, grigio medio matt






tinte blu matt, rosa matt, confetti bianco.multicolor



tinte rosa matt



tinte giallo matt, nero matt, superfici20 cemento perla




tinte giallo matt, nero matt






tinte fango matt



tinte rosa matt



tinte grigio chiaro matt, confetti nero.grigio



tinte grigio chiaro matt







tinte acquamarina matt, bianco matt, grigio medio matt



tinte fango matt, tortora matt, bianco matt




tinte blu matt, blu lucido



tinte blu matt, blu lucido, confetti bianco.grigio





tinte fango lucido




tinte verde lucido





tinte carta da zucchero lucido, confetti nero.petrolio




tinte carta da zucchero lucido







tinte rosa lucido



nero lucido, bianco lucido



tinte giallo lucido



tinte bianco lucido, grigio chiaro lucido, grigio medio lucido, nero lucido






# BIANCO

# GRIGIO CHIARO

Rivestimento in pasta bianca  
White body wall tiles

5X25CM  
2"X10"




9MM

Monocromatico  
Monochromatic

Rivestimento in pasta bianca  
White body wall tiles


5X25CM  
2"X10"



9MM

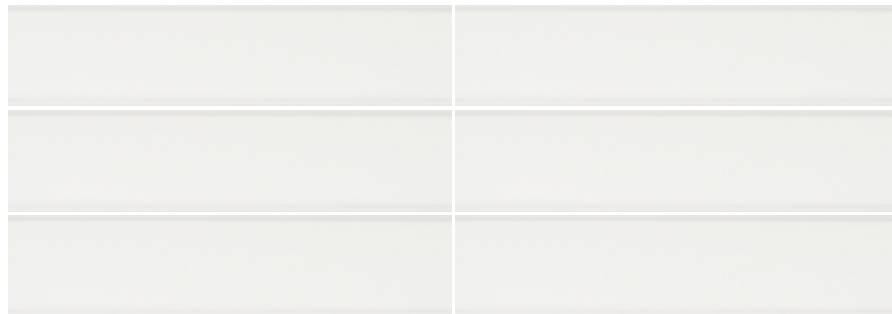
Stonalizzato  
Shade variation

LUCIDO




TNT101L ■02

MATT




TNT115M ■02

LUCIDO



TNT102L ■02

MATT



TNT116M ■02



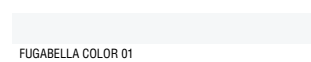
STUCCHI CONSIGLIATI SUGGESTED GROUTS

Kerakoll

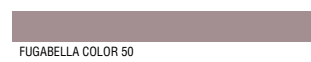
Mapei

Laticrete

TONO SU TONO  
TONE ON TONE



A CONTRASTO  
CONTRASTING





STUCCHI CONSIGLIATI SUGGESTED GROUTS

Kerakoll




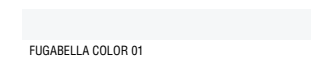
Mapei

Laticrete

TONO SU TONO  
TONE ON TONE



A CONTRASTO  
CONTRASTING






# GRIGIO MEDIO

# TORTORA

Rivestimento in pasta bianca  
White body wall tiles


5X25CM  
2"X10"



9MM Stonalizzato  
Shade variation


Rivestimento in pasta bianca  
White body wall tiles

5X25CM  
2"X10"




9MM Stonalizzato  
Shade variation

LUCIDO




TNT103L ■02

MATT




TNT117M ■02

LUCIDO



TNT104L ■02

MATT



TNT118M ■02

STUCCHI CONSIGLIATI SUGGESTED GROUTS

Kerakoll


Mapei

Laticrete

TONO SU TONO  
TONE ON TONE



A CONTRASTO  
CONTRASTING



STUCCHI CONSIGLIATI SUGGESTED GROUTS

Kerakoll

Mapei

Laticrete

TONO SU TONO  
TONE ON TONE



A CONTRASTO  
CONTRASTING




# FANGO

# ROSA

Rivestimento in pasta bianca  
White body wall tiles

5X25CM  
2"X10"




9MM

Stonalizzato  
Shade variation

Rivestimento in pasta bianca  
White body wall tiles


5X25CM  
2"X10"



9MM

Stonalizzato  
Shade variation

LUCIDO



TNT105L ■02

MATT



TNT122M ■02

LUCIDO



TNT106L ■02

MATT



TNT119M ■02

STUCCHI CONSIGLIATI SUGGESTED GROUTS

Kerakoll




Mapei

Laticrete

TONO SU TONO  
TONE ON TONE



A CONTRASTO  
CONTRASTING




STUCCHI CONSIGLIATI SUGGESTED GROUTS

Kerakoll



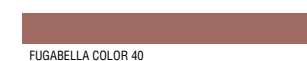
Mapei

Laticrete

TONO SU TONO  
TONE ON TONE



A CONTRASTO  
CONTRASTING






# ACQUAMARINA

Rivestimento in pasta bianca  
White body wall tiles

5X25CM  
2"X10"

9MM

Stonalizzato  
Shade variation



## STUCCHI CONSIGLIATI SUGGESTED GROUTS

	Kerakoll	Mapei	Laticrete
TONO SU TONO TONE ON TONE	FUGABELLA COLOR 19	TOURMALINE 182	SEA GLASS 50
A CONTRASTO CONTRASTING	FUGABELLA COLOR 46	MUD 136	MOCHA 35
	FUGABELLA COLOR 50	VIOLET 162	SILSTONE 16
	FUGABELLA COLOR 29	YELLOW 150	LEMONADE 07



# CARTA DA ZUCCHERO

Rivestimento in pasta bianca  
White body wall tiles

5X25CM  
2"X10"

9MM

Stonalizzato  
Shade variation



## STUCCHI CONSIGLIATI SUGGESTED GROUTS


	Kerakoll	Mapei	Laticrete
TONO SU TONO TONE ON TONE	FUGABELLA COLOR 14	TORNADO 174	SLATE GREY 91
A CONTRASTO CONTRASTING	FUGABELLA COLOR 16	SPACE BLU 172	CHAMBRAY 37
	FUGABELLA COLOR 41	TERRACOTTA 143	COPPER BEECH 36
	FUGABELLA COLOR 04	MOON WHITE 103	BRIGHT WHITE 44

# BLU

# GIALLO

Rivestimento in pasta bianca  
White body wall tiles


5X25CM  
2"X10"



9MM  
Stonalizzato  
Shade variation

Rivestimento in pasta bianca  
White body wall tiles

5X25CM  
2"X10"



9MM  
Stonalizzato  
Shade variation

LUCIDO



TNT114L ■02

LUCIDO



TNT109L ■02

MATT



TNT126M ■02

MATT



TNT123M ■02

STUCCHI CONSIGLIATI SUGGESTED GROUTS

STUCCHI CONSIGLIATI SUGGESTED GROUTS

Kerakoll

Mapei

Laticrete

TONO SU TONO  
TONE ON TONE





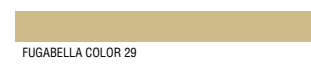
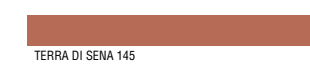
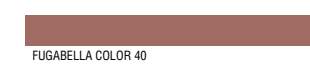
TONO SU TONO  
TONE ON TONE



A CONTRASTO  
CONTRASTING



A CONTRASTO  
CONTRASTING







# VERDE

Rivestimento in pasta bianca  
White body wall tiles

5X25CM  
2"X10"

9MM

Stonalizzato  
Shade variation



## STUCCHI CONSIGLIATI SUGGESTED GROUTS

	Kerakoll	Mapei	Laticrete
TONO SU TONO TONE ON TONE	FUGABELLA COLOR 18	MUSTARD YELLOW 151	MOSS 14
A CONTRASTO CONTRASTING	FUGABELLA COLOR 40	TERRA DI SIENA 145	COPPER BEECH 36
	FUGABELLA COLOR 16	SPACE BLU 172	CHAMBRAY 37
	FUGABELLA COLOR 01	WHITE 100	BRIGHT WHITE 44


# NERO

Rivestimento in pasta bianca  
White body wall tiles

5X25CM  
2"X10"

9MM

Monocromatico  
Monochromatic



## STUCCHI CONSIGLIATI SUGGESTED GROUTS

	Kerakoll	Mapei	Laticrete
TONO SU TONO TONE ON TONE	FUGABELLA COLOR 12	BLACK 120	MIDNIGHT BLACK 22
A CONTRASTO CONTRASTING	FUGABELLA COLOR 40	TERRA DI SIENA 145	CINNAMON 47
	FUGABELLA COLOR 14	CROCUS BLU 170	SLATE GREY 91
	FUGABELLA COLOR 43	CARRIBEAN 137	LIGHT PEWTER 90

# ACCIAIO


Rivestimento in pasta bianca  
White body wall tiles

5X25CM  
2"X10"


9MM

Monocromatico  
Monochromatic

LUCIDO



TNT112L ■ 14



tinte acciaio lucido


## STUCCHI CONSIGLIATI SUGGESTED GROUTS

	Kerakoll	Mapei	Laticrete
<b>TONO SU TONO</b> TONE ON TONE	 FUGABELLA COLOR 28	 BLACK 120	 MIDNIGHT BLACK 22
<b>A CONTRASTO</b> CONTRASTING	 FUGABELLA COLOR 15	 TURQUOISE 171	 SLATE GREY 91
	 FUGABELLA COLOR 50	 VIOLET 162	 SILSTONE 16
	 FUGABELLA COLOR 18	 RIVER GREY 115	 SEA GLASS 50


**ATTENZIONE COLORI METALLICI:**  
I colori metallizzati sono realizzati con smalti speciali che tendono ad avere un effetto crackle naturale e una bassa resistenza a prodotti acidi ed alcalini.  
Non utilizzare prodotti di pulizia aggressivi, come candeggina, ammoniaca e anticalcare.

**WARNING: TILES WITH METALLIC COLORS:**  
Metallic colors are made with special glazes that tends to have a natural crackle effect and low resistance to acidic and alkaline cleaning products. Do not use aggressive cleaning products, such as bleach, ammonia or antilimescale.







100% BIANCO FUGABELLA COLOR 01




55% BIANCO | 25% GRIGIO CHIARO | 20% GRIGIO MEDIO FUGABELLA COLOR 43




100% ROSA FUGABELLA COLOR 39




55% ROSA | 25% TORTORA | 20% FANGO FUGABELLA COLOR 39




100% GRIGIO CHIARO FUGABELLA COLOR 043



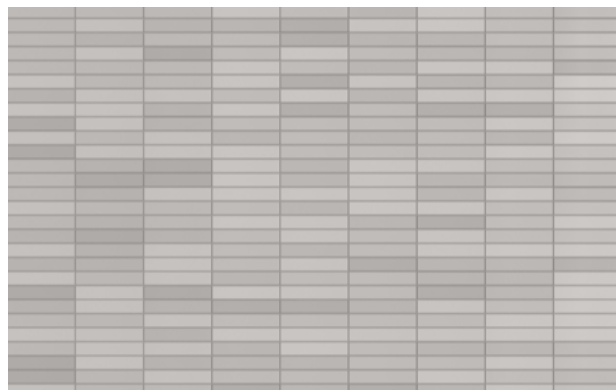
55% GRIGIO CHIARO | 25% BIANCO | 20% ROSA FUGABELLA COLOR 43




100% ACQUAMARINA FUGABELLA COLOR 19



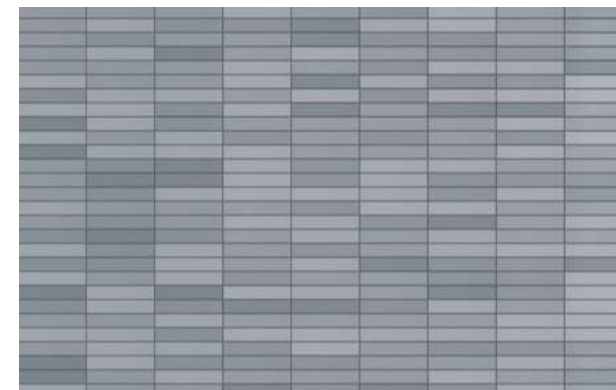
55% ACQUAMARINA | 25% FANGO | 20% GRIGIO MEDIO FUGABELLA COLOR 19




100% GRIGIO MEDIO FUGABELLA COLOR 05



65% GRIGIO MEDIO | 35% ACQUAMARINA FUGABELLA COLOR 05




100% CARTA DA ZUCCHERO FUGABELLA COLOR 14



65% CARTA DA ZUCCHERO | 35% BLU FUGABELLA COLOR 14




100% NERO FUGABELLA COLOR 12



65% NERO | 35% GIALLO FUGABELLA COLOR 29




100% BLU FUGABELLA COLOR 16




65% BLU | 35% NERO FUGABELLA COLOR 16




100% TORTORA FUGABELLA COLOR 44



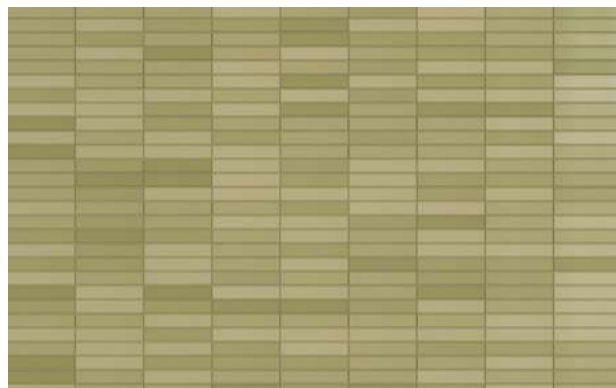
55% TORTORA | 25% GRIGIO CHIARO | 20% CARTA DA ZUCCHERO FUGABELLA COLOR 44



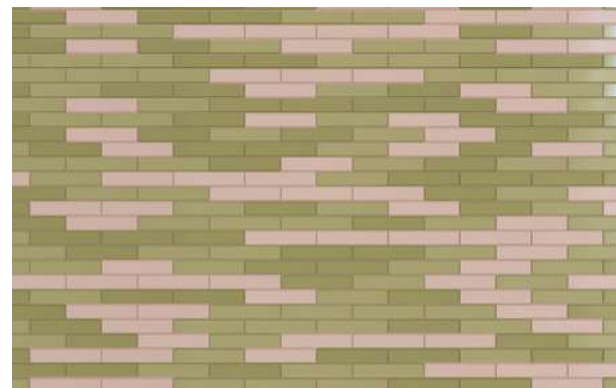
100% FANGO FUGABELLA COLOR 46




55% FANGO | 25% TORTORA | 20% BIANCO FUGABELLA COLOR 01




100% VERDE FUGABELLA COLOR 18



65% VERDE | 35% ROSA FUGABELLA COLOR 18




100% GIALLO FUGABELLA COLOR 29



65% GIALLO | 35% BLU FUGABELLA COLOR 29




100% ACCIAIO FUGABELLA COLOR 28




45% ACCIAIO | 35% GRIGIO MEDIO | 20% GRIGIO CHIARO FUGABELLA COLOR 43




30% BIANCO | 10% FANGO | 10% GRIGIO MEDIO | 10% GIALLO | 10% VERDE | 5% TORTORA | 5% ACQUAMARINA | 5% CARTA DA ZUCCHERO | 5% ROSA | 5% GRIGIO CHIARO | 5% BLU FUGABELLA COLOR 01




30% NERO | 10% FANGO | 10% GRIGIO CHIARO | 10% GIALLO | 10% VERDE | 5% TORTORA | 5% ACQUAMARINA | 5% CARTA DA ZUCCHERO | 5% ROSA | 5% GRIGIO MEDIO | 5% BLU FUGABELLA COLOR 05




70% BIANCO | 30% ROSA FUGABELLA COLOR 39



20% CARTA DA ZUCCHERO, 20% BLU, 15% ACQUAMARINA, 15% ROSA, 15% GRIGIO CHIARO, 15% GRIGIO MEDIO FUGABELLA COLOR 16



25% NERO | 5% FANGO | 60% TORTORA FUGABELLA COLOR 44



35% BLU | 35% CARTA DA ZUCCHERO | 30% GRIGIO CHIARO FUGABELLA COLOR 14



# CARATTERISTICHE TECNICHE TECHNICAL FEATURES

		RIVESTIMENTO IN PASTA BIANCA white body wall tiles		
		NORMA standard	VALORE RICHIESTO required standards	TINTE
DIMENSIONI dimensions	LUNGHEZZA E LARGHEZZA length and width	UNI-EN ISO 10545-2	± 0.5%	CONFORME compliant
	SPESSORE thickness	UNI-EN ISO 10545-2	± 10%	CONFORME compliant
	RETTILINEITÀ DEGLI SPIGOLI straightness of sides	UNI-EN ISO 10545-2	± 0.3%	CONFORME compliant
	ORTOGONALITÀ rectangularity	UNI-EN ISO 10545-2	± 0.5%	CONFORME compliant
	PLANARITÀ - CURVATURA DEL CENTRO surface flatness – centre curvature	UNI-EN ISO 10545-2	± 0.5% - 0.3%	CONFORME compliant
	PLANARITÀ - CURVATURA DELLO SPIGOLO surface flatness – edge curvature	UNI-EN ISO 10545-2	± 0.5% - 0.3%	CONFORME compliant
	PLANARITÀ - SVERGOLAMENTO surface flatness – warpage	UNI-EN ISO 10545-2	± 0.5%	CONFORME compliant
RESISTENZA ALLA FLESSIONE bending strenght	CARICO DI ROTTURA breaking of rupture	UNI-EN ISO 10545-4	> 600 N (≥ 7,5 MM) > 200 N (< 7,5 MM)	CONFORME compliant
	MODULO DI ROTTURA modulus of rupture	UNI-EN ISO 10545-4	> 12 N/MM² (≥ 7,5 MM) > 15 N/MM² (< 7,5 MM)	CONFORME compliant
	ASSORBIMENTO D'ACQUA water absorption	UNI-EN ISO 10545-3	> 10 %	CONFORME compliant
	RESISTENZA DEI COLORI ALLA LUCE colour resistance to light	DIN 51094	-	RESISTENTE resistant
	COEFFICIENTE DI DILATAZIONE TERMICA LINEARE (100° C) linear thermal expansion coefficient (100° C)	UNI-EN ISO 10545-8	METODO DISPONIBILE test method available	METODO DISPONIBILE test method available
	RESISTENZA AGLI SBALZI TERMICI thermal shock resistance	UNI-EN ISO 10545-9	-	RESISTENTE* resistant*
	RESISTENZA AL CAVILLO crazing resistance	UNI-EN ISO 10545-11	-	RESISTENTE* resistant*
	RESISTENZA ALLE MACCHIE resistance to stains	UNI-EN ISO 10545-14	CLASSE 3 MIN.	CLASSE 5* Class 5*
	RESISTENZA CHIMICA chemical resistance	UNI-EN ISO 10545-13	GB MIN.	GARANTITA* guaranteed* (GA GLA GH)
	PIOMBO E CADMIO RILASCIATI lead and cadmium given off	UNI-EN ISO 10545-15	METODO DISPONIBILE test method available	METODO DISPONIBILE test method available
	REAZIONE AL FUOCO reaction to fire	EN 13501-1	-	A1
	VARIAZIONE DI TONO shade variations	-	-	BIANCO - NERO: V1 ALTRI COLORI/ OTHER COLORS: V3

## RIVESTIMENTO IN MONOPOROSA PASTA BIANCA GLAZED WHITE-BODIED POROUS SINGLE-FIRED WALL TILES

Piastrelle di ceramica pressate a secco con assorbimento d'acqua Eb > 10 %. Caratteristiche di qualità secondo i test di controllo previsti dalla norma EN14411:2013 appendice L gruppo BIII GL  
Dry-pressed ceramic tiles with water absorption Eb > 10 %. Quality specification, according to control test of EN14411:2013 appendix L group BIII GL

\* AD ECCEZIONE DEI COLORI METALLIZZATI (oro, bronzo, acciaio) EXCLUDING METALLIC COLORS (oro, bronzo, acciaio)

I colori metallizzati sono realizzati con smalti speciali che tendono ad avere un effetto crackle naturale e una bassa resistenza a prodotti acidi ed alcalini.  
Non utilizzare prodotti di pulizia aggressivi, come candeggina, ammoniaca e anticalcare. Metallic colors are made with special glazes that tends to have a natural crackle effect and low resistance to acidic and alkaline cleaning products. Do not use aggressive cleaning products, such as bleach, ammonia or antilimescale.

# IMBALLI PACKING


ARTICOLO ITEM	FORMATO SIZE	PZ	MQ	KG
tinte lucido	5x25cm   2"x10"	40	0,5	8,25
tinte matt	5x25cm   2"x10"	40	0,5	8,25

SCATOLA BOX



ARTICOLO ITEM	FORMATO SIZE	BOX	PZ	MQ	KG
tinte lucido	5x25cm   2"x10"	90	3600	45	763
tinte matt	5x25cm   2"x10"	90	3600	45	763

PALLET PALLET



# DIMENSIONI SIZING



# ABBINAMENTI CONSIGLIATI SUGGESTED COMBINATIONS

confetti, logica, pigmento, minima, alchimia, superfici20, frammenti, fuoricitta, legnetti

## Istruzioni di posa Laying instructions

Istruzioni di posa per piastrelle con variazione cromatica:

Si consiglia di prelevare le piastrelle da più scatole contemporaneamente per garantire una corretta stonizzazione che esalti la variabilità e la casualità della superficie finita.

Lying instructions for tiles with colour variation:

It is recommended to take tiles from several boxes at a time to ensure proper shade variation that enhances the variability and randomness of the finished surface.

Instructions de pose pour les carreaux avec variation de couleur :

Il est conseillé de prendre les carreaux de plusieurs boîtes en même temps pour assurer une pose correcte qui améliore la variabilité et le caractère aléatoire de la surface une fois la pose terminée.

# CREDITS

## ART DIRECTOR QC

Ramona Macchi

## GRAPHIC PROJECT

discromie.com

## PHOTOGRAPHY ART DIRECTION

Elodie Cavallaro

## PHOTOGRAPHY

Elodie Cavallaro

## STYLIST

Ilaria Baccocchi Studio

## PRINTING

Spazio Stampa

## CITTÀ DI RIMINI

Hotel Kursaal - Cattolica



## SPECIAL THANKS TO:

Astep

Billiani

Cara/Davide

CC Tapis

Living Divani

Hotel Kursaal, Cattolica

I colori e le strutture dei prodotti fotografati sono da ritenersi puramente indicativi.  
Colors and textures of photographed products must be considered merely indicative.  
Les couleurs et les surfaces des articles photographiés sont purement indicatifs.

Le tabelle con i dati di imballo sono aggiornate al momento della stampa del catalogo, pertanto i dati indicati possono subire delle variazioni.  
The tables with the packing data are updated at the catalogue printing time, therefore the listed data can be altered.  
Les tableaux contenant les informations de boitage et d'emballage sont mis à jour au moment de l'impression du catalogue, aussi entre temps ces informations peuvent être sujettes à modification.